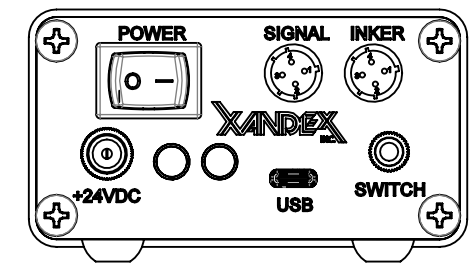

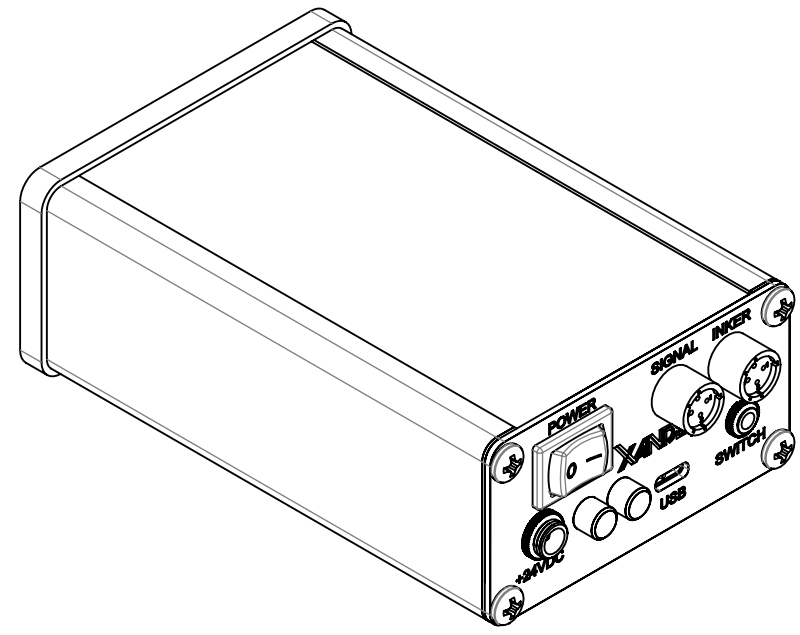
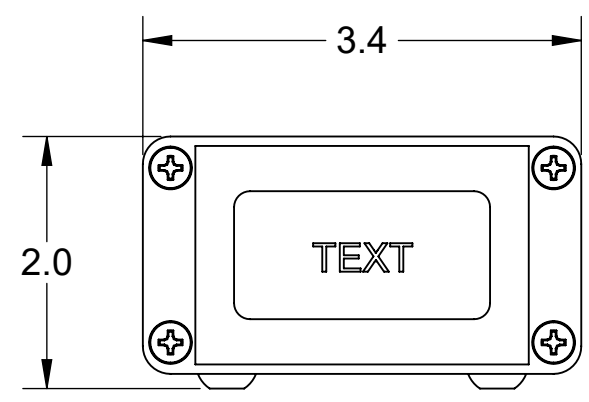
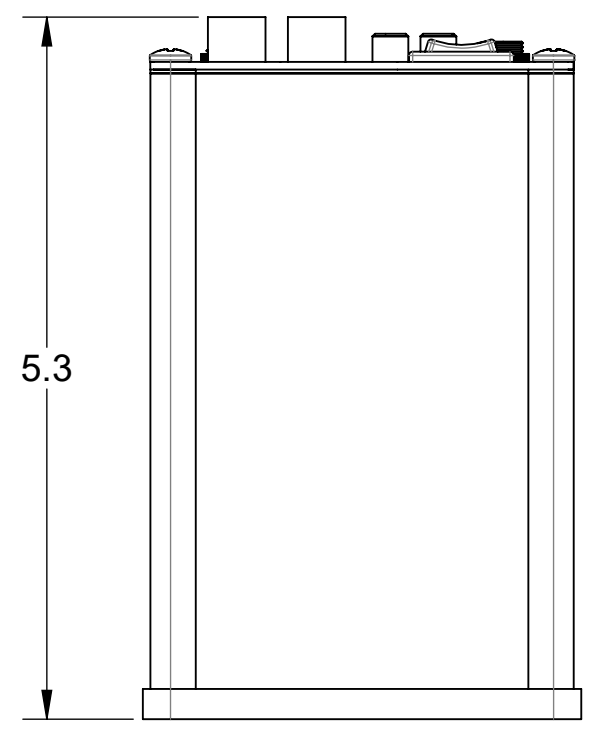


© Copyright Xandex Inc., All Rights Reserved. The information disclosed herein is deemed to be confidential, proprietary, and a trade secret of Xandex, Inc. This information may not be used, reproduced or disclosed without the expressed prior written consent of Xandex, Inc.

REVISIONS					
REV	DESCRIPTION	CHANGE NUMBER	BY	DATE	APPROVED
A	INITIAL RELEASE	0453	MRW	11/13/23	



NOTES:

1. DETAIL AND DIMENSIONAL DRAWING FOR DIEMARK ELECTRIC INKER CONTROLLER PART # 350-0028 FOR USE WITH DIEMARK ELECTRIC INKER HARDWARE. ORDER SET P/N #333-1000.
2. WEIGHT OF UNIT SHOWN: .67 LBS (304 g).
3. POWER: EXTERNAL POWER SUPPLY 100-240VAC IN 60W 24VDC OUT (SUPPLIED, BUT NOT SHOWN).
4. REFER TO ELECTRIC INKER CONTROLLER USER GUIDE (820-0338) FOR DETAILED INFORMATION AND INSTRUCTION.
5. FOR SIGNAL INTERFACE CABLE OPTIONS CONSULT USER GUIDE (820-0338) OR CONTACT XANDEX CUSTOMER SERVICE.
6. FOR INKER COIL VOLTAGES, HOLDER AND BASE OPTIONS, CONTACT XANDEX CUSTOMER SERVICE.
7. FOOTSWITCH, PART # 350-0010 IS AVAILABLE FOR PURCHASE SEPARATELY.

APPROVALS	DATE	INTERPRET DRAWING PER ASME Y14.5M-1994
DRAWN MRW	11/9/2023	
CHECKED		TOLERANCES
ENGRG K.PEEBLES	11/9/2023	UNLESS OTHERWISE SPECIFIED DIMENSIONS ARE IN INCHES
NEXT ASSEMBLIES.....USED ON		DECIMALS FRACTIONS ±
		1 PL ±.1 ANGLES ± 1°
		2 PL ±.03
		3 PL ±.010 63° ALL SURFACES
		THIRD ANGLE PROJECTION

XANDEX INC. 1360 REDWOOD WAY, SUITE A
PETALUMA, CA 94954
(707) 763-7799

TITLE
**OD DWG, CONTROLLER,
ELECTRIC INKER**

DO NOT SCALE DRAWING

SIZE B	SCALE 2:3	SHEET 1 OF 1	DRAWING NUMBER 900-0028	REV A
------------------	---------------------	------------------------	-----------------------------------	-----------------